

Curve Horn Antenna

OHC-187-15

OHC series horn antennas have the unique curve structure and the excellent mechanical stability, which ensured that the deformation rate is less than 0.01 under limiting conditions. Meanwhile it also ensured that the uncertainty via multiple measurements within 0.03.

These series antennas' cross-polarization isolation are above 15dB which from 3GHz to 6GHz.

The antenna has uniform gain and lower VSWR.

OHC series antennas are calibrated individually in line with ANSI C63.5-2006, making the antennas ideal for EMC/RF measurements, which include the date of phase center and efficiency tests that can't be provided in general antennas' test reports.



Features

- Curve Mechanics Structure With Higher Stability
- The Uncertainty Within 0.03
- The Cross-Polarization Isolation Is Above 15dB
- Attaching The Date Of Antennas' Phase Center And Efficiency
- Uniform Gain
- Lower VSWR
- Antennas cover from 3GHz to 6GHz

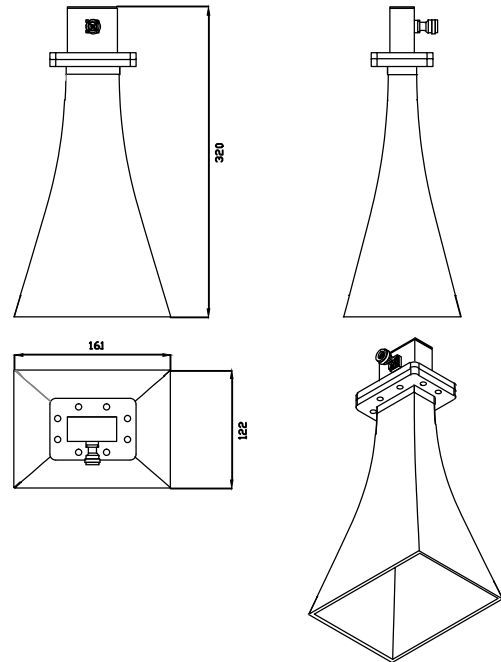
Applications

- Antenna Ranges
- Antenna Gain Measurements System Setups
- Array Elements

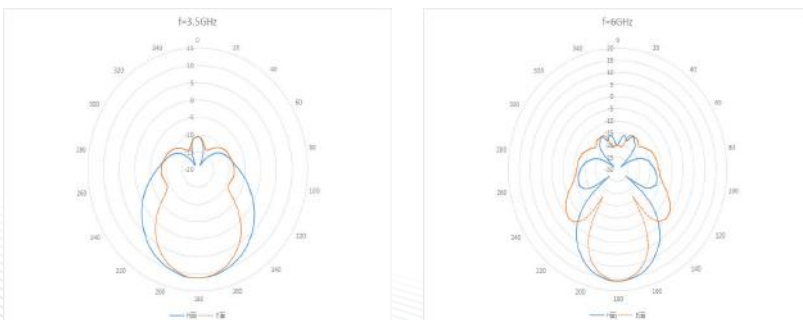
Electrical Specifications

Frequency Range(GHz)	3.00-6.00
Band	K
Waveguide Size	WR-187
VSWR(max)	1.15
Connector	SMA
Weight(max)/KG	0.10
Gain	15dBi

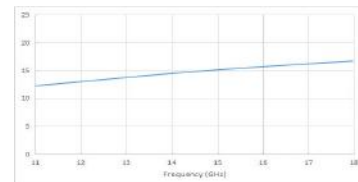
PRODUCT DIMENSIONS



PATTERN



GAIN



VSWR

